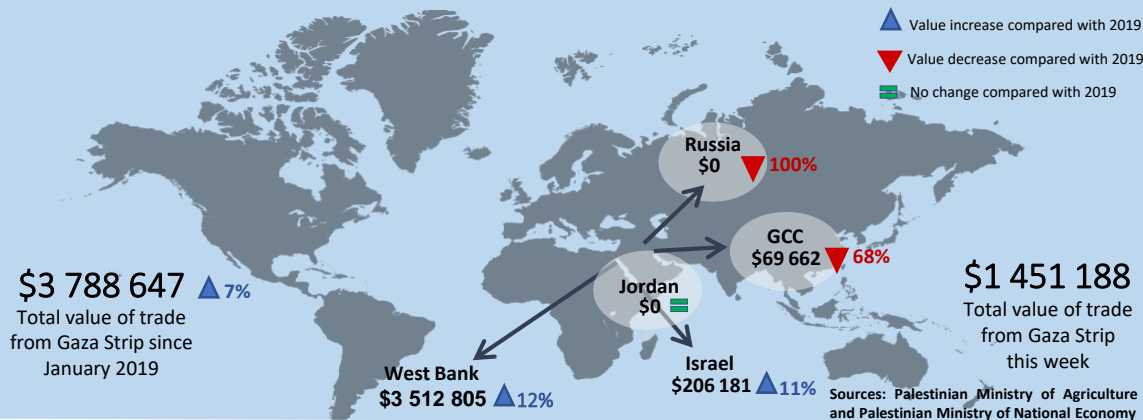


Total exported value (USD) by destination since January 2019



Weekly Agricultural Trade

Trade to West Bank

Crop	Tons
Tomato	771.4
Cucumber	314.1
Strawberries	166.7
Zucchini	98.6
Chili	55.4
Sweet Pepper	54.0
Eggplant	32.4
Dates	20.6
Cabbage	7.0
Cauliflower	4.0
Total	1524.2

Exports to GCC

Crop	Tons
Potato	46.3
Lemon	19.0
Tomato	12.0
Total	77.3

Exports to Israel

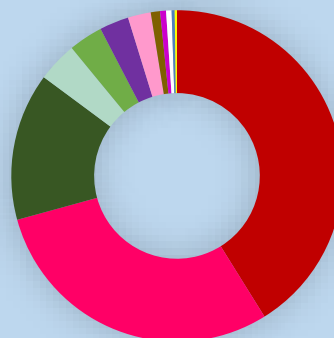
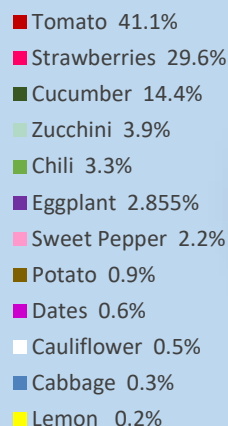
Crop	Tons
Tomato	137
Eggplants	3.2
Total	140.2

Gaza Strip

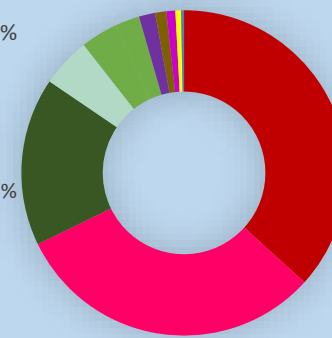
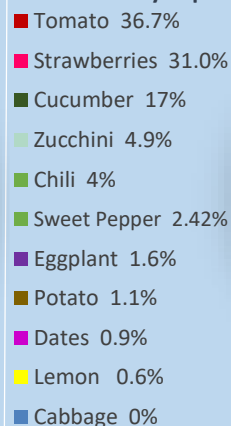
Agricultural Trade

12th to 16th January 2020

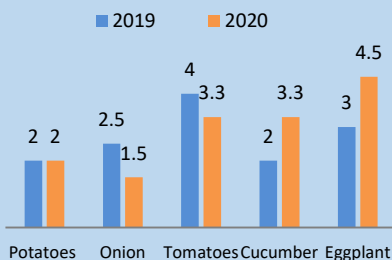
Total exports value by product since January 2020 (%)



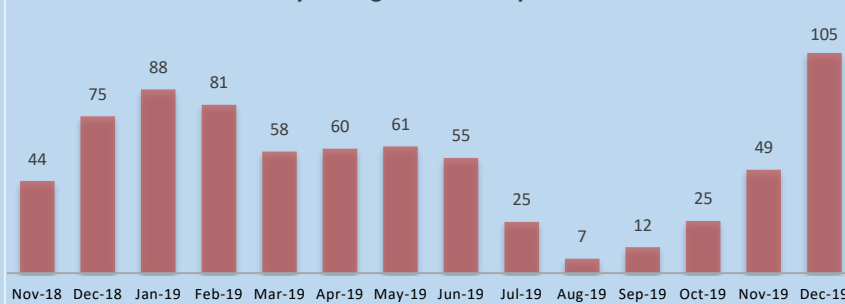
Weekly exports value by product (%)



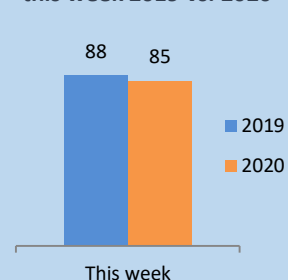
Main crops prices (NIS/KG) this week 2019 vs. 2020



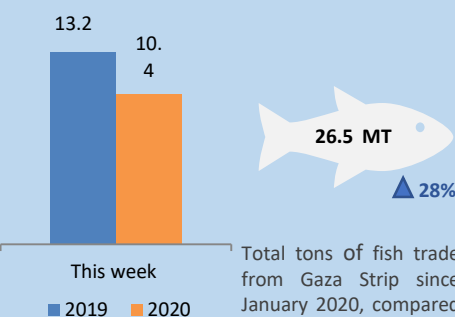
Weekly average truckloads per month



Truckloads exiting Gaza this week 2019 vs. 2020



Fish trade to West Bank (Tons)



Total tons of fish trade from Gaza Strip since January 2020, compared with the same period of 2019.

Gaza Strip Agricultural Trade leverages capacity built under the project *Reform and Development of Markets, Value Chains and Producers' Organizations*, supported by Denmark, the Netherlands, EU, Switzerland & Spain. The content of the trade bulletin is the sole responsibility of FAO and does not necessarily reflect the position of the resource partners.