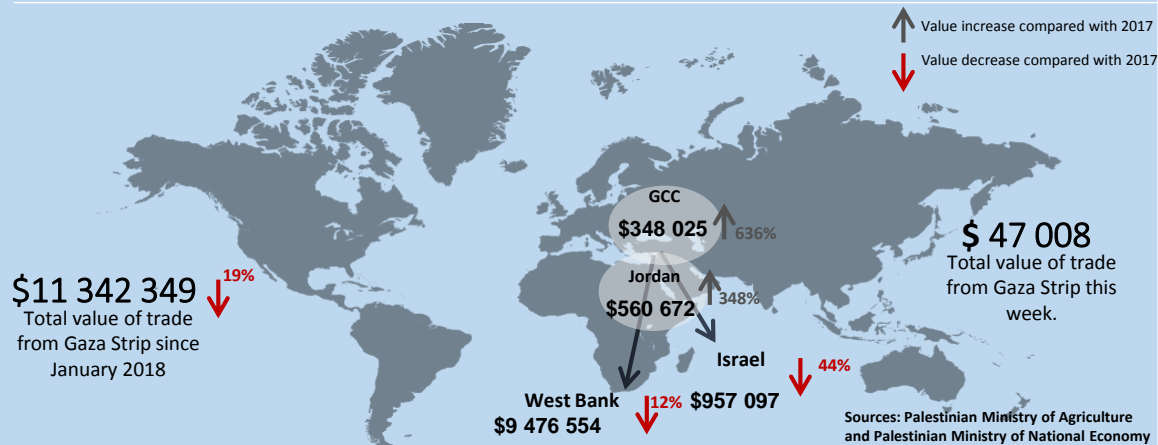




Total exported value (USD) by destination since January 2018



Weekly Agricultural Trade

Trade to West Bank

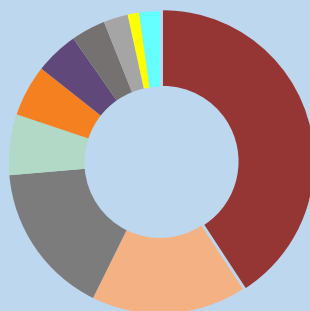
Crop	Tons
Tomato	149.9
Sweet Potato	4.62
Eggplant	4.5
Sweet Pepper	2.4
Chili	1.6
Cucumber	1.28
Dates	0.3
Total	164.6

Gaza Strip Agricultural Trade

23rd to 27th September 2018

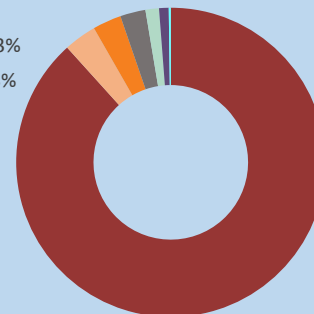
Total exports value by product since January 2018 (%)

- Tomato 41%
- Cucumber 17%
- Strawberries 16%
- Zucchini 6%
- Sweet Pepper 5%
- Eggplant 5%
- Potato 4%
- Chili 3%
- Lemon 1%
- Others 2%



Weekly exports value by product (%)

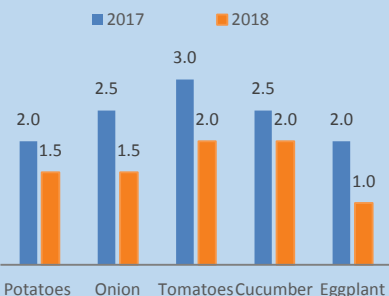
- Tomato 88%
- Sweet Pepper 3%
- Sweet Potato 3%
- Eggplant 3%
- Chili 1%
- Cucumber 1%
- Others 0.2%



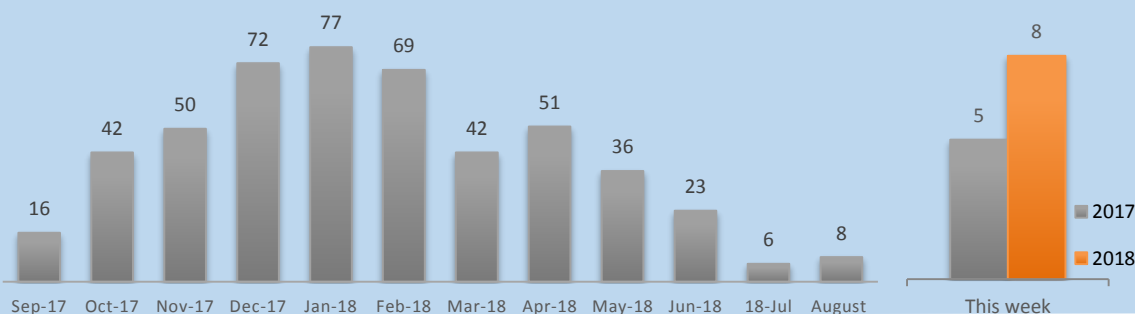
No Exports to Israel

No exports to other countries

Main crops prices (kg/NIS) this week 2017 vs. 2018

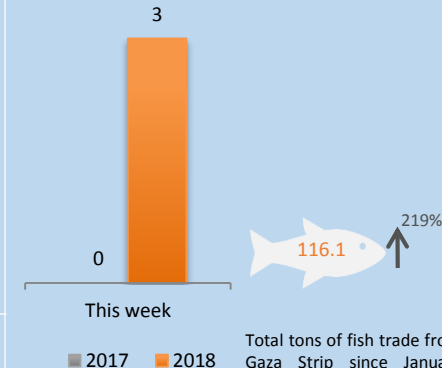


Weekly average truckloads per month



Truckloads exiting Gaza this week 2017 vs. 2018

Fish trade to West Bank (Tons)



Gaza Strip Agricultural Trade leverages capacity built under the project *Reform and Development of Markets, Value Chains and Producers' Organizations*, supported by Denmark, the Netherlands, EU, Switzerland & Spain. The content of the trade bulletin is the sole responsibility of FAO and does not necessarily reflect the position of the resource partners.