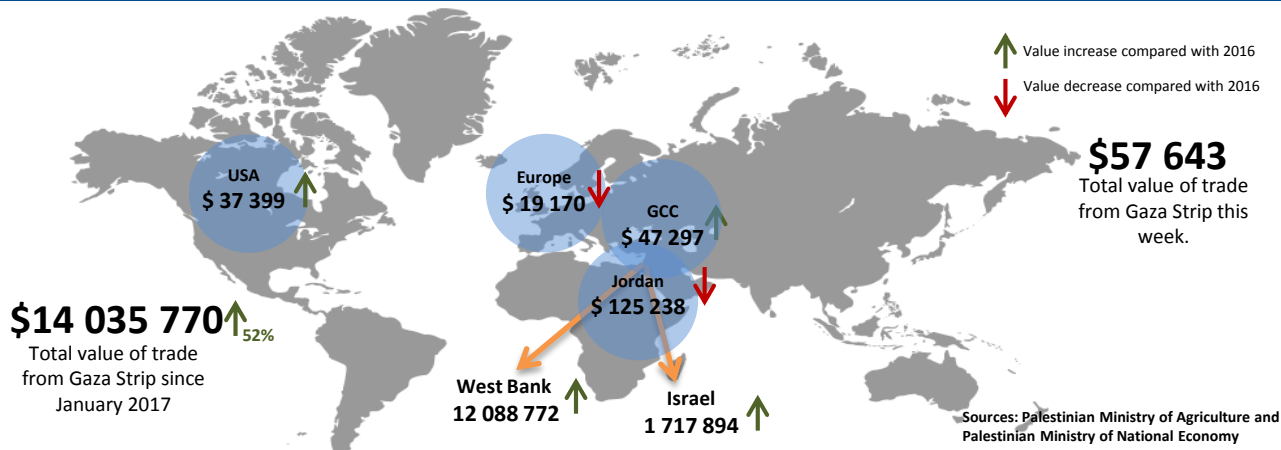




Total exported value (USD) by destination since January 2017

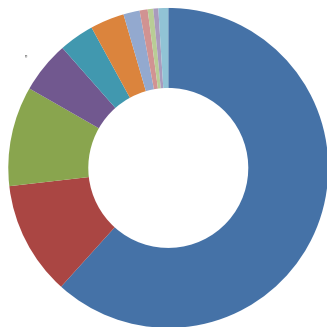


Weekly trade to the West Bank

TOMATOES 4 Truckloads 51.7 Tons	CUCUMBER 2 Truckloads 37.6 Tons
SWEET PEPPER 1.25 Truckloads 13 Tons	EGGPLANTS 0.5 Truckload 2.8 Tons
CHILI 0.25 Truckload 1 Ton	TOTAL 8 Truckloads 106.1 Tons

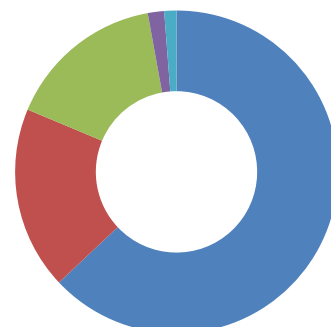
Total exports value by product since January 2017 (%)

- Tomatoes 62%
- Strawberries 11%
- Cucumber 10%
- Sweet Pepper 5%
- Eggplant 4%
- Zucchini 3%
- Chili 2%
- Lemon 1%
- Cherry Tomatoes 1%
- Sweet Potatoes 1%
- Others 0%

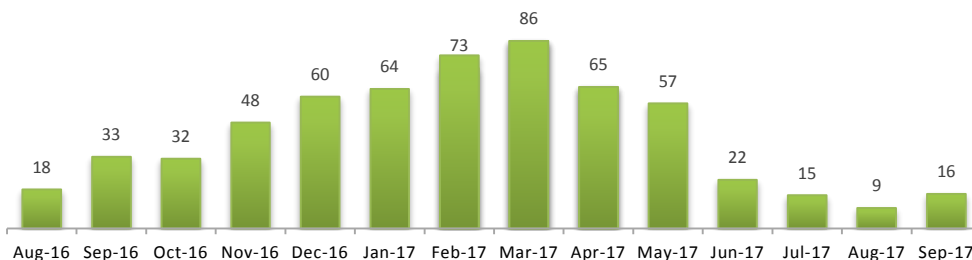


Weekly exports value by product (%)

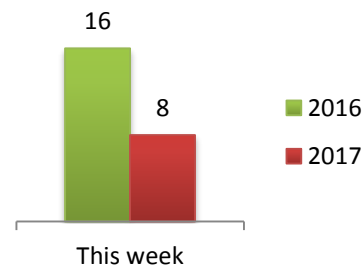
- Tomatoes 63%
- Cucumber 18%
- Sweet Pepper 16%
- Eggplant 2%
- Chili 1%



Weekly average truckloads per month



Truckloads exiting Gaza Strip this week 2017 vs. 2016



Highlights:

- Kerem Shalom crossing was closed on 4 and 5 October due to Jewish holiday.

