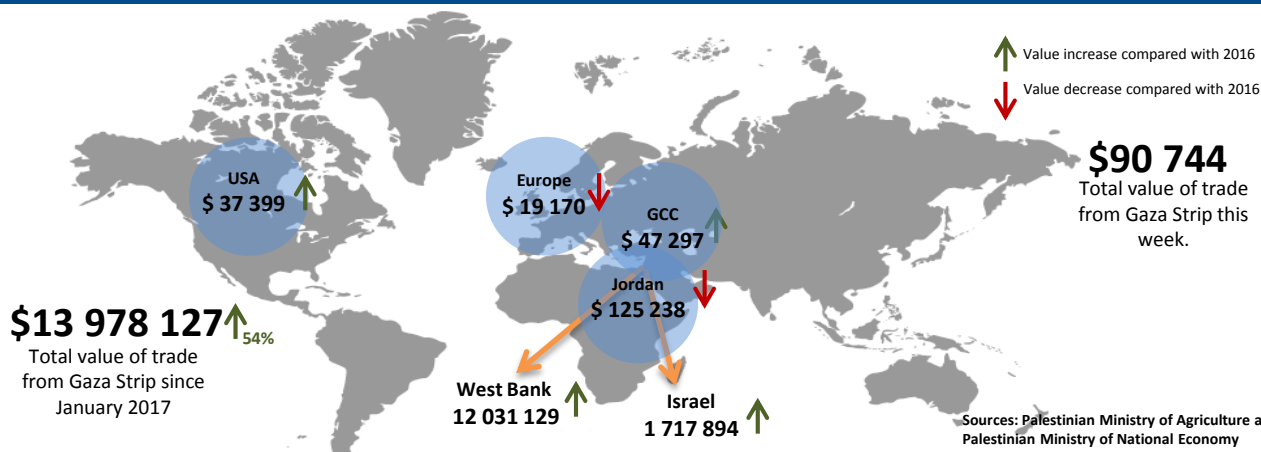




Total exported value (USD) by destination since January 2017

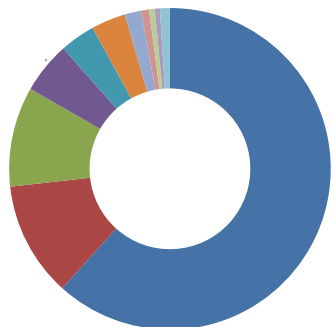


Weekly trade to the West Bank

TOMATOES 7.75 Truckloads 97.9 Tons	CUCUMBER 2.5 Truckloads 44.6 Tons
EGGPLANT 0.75 Truckload 6 Tons	SWEET PEPPER 1 Truckload 10.6 Tons
TOTAL 12 Truckloads 159.1 Tons	

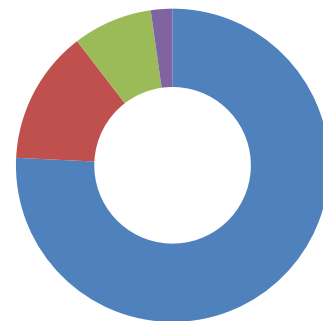
Total exports value by product since January 2017 (%)

- Tomatoes 62%
- Strawberries 12%
- Cucumber 10%
- Sweet Pepper 5%
- Eggplant 4%
- Zucchini 3%
- Chili 2%
- Lemon 1%
- Cherry Tomatoes 0%
- Sweet Potatoes 0%
- Others 1%



Weekly exports value by product (%)

- Tomatoes 76%
- Cucumber 14%
- Sweet Pepper 8%
- Eggplant 2%



Weekly average truckloads per month

Truckloads exiting Gaza Strip this week 2017 vs. 2016

