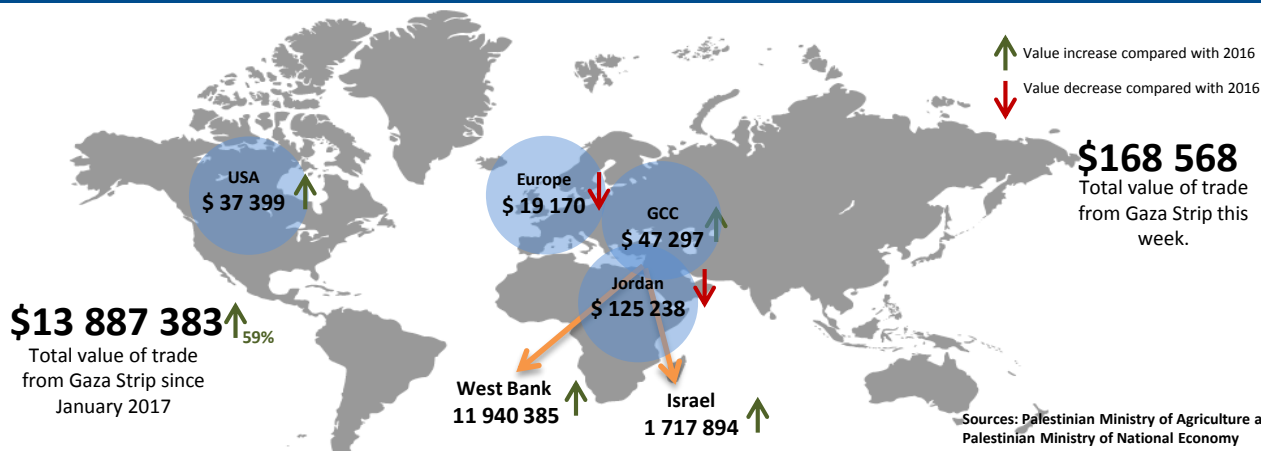




Total exported value (USD) by destination since January 2017

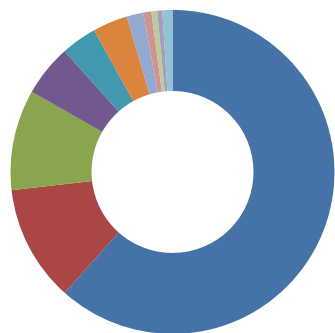


Weekly trade to the West Bank

| | | |
|---|--|--|
| TOMATOES 13 Truckloads 207.5 Tons | CUCUMBER 2 Truckloads 48.9 Tons | SWEET PEPPER 0.5 Truckload 6.6 Tons |
| EGGPLANT 0.5 Truckload 4.8 Tons | CAULIFLOWER 0.25 Truckload 0.5 Ton | SWEET POTATOES 0.75 Truckload 9.5 Tons |
| TOTAL 17 Truckloads 277.8 Tons | | |

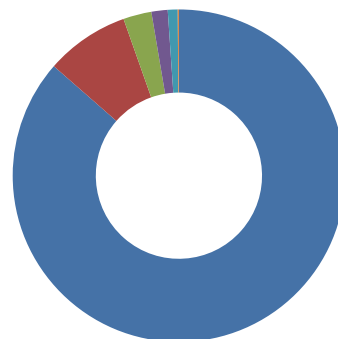
Total exports value by product since January 2017 (%)

- Tomatoes 62%
- Strawberries 12%
- Cucumber 10%
- Sweet Pepper 5%
- Eggplant 4%
- Zucchini 3%
- Chili 2%
- Lemon 1%
- Cherry Tomatoes 0%
- Sweet Potatoes 0%
- Others 1%

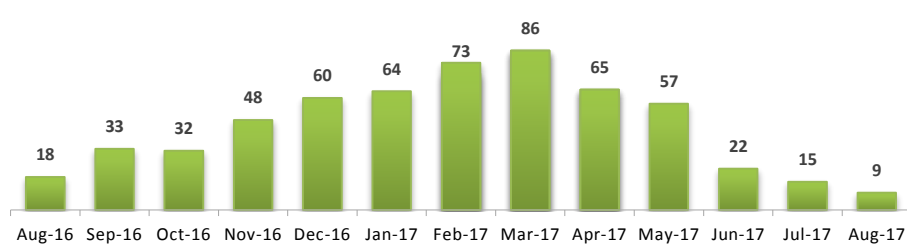


Weekly exports value by product (%)

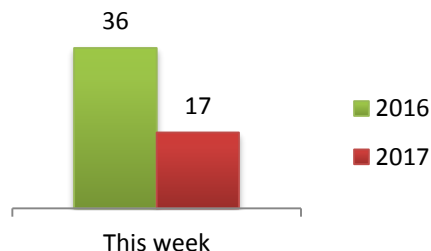
- Tomatoes 86%
- Cucumber 8%
- Sweet Pepper 3%
- Sweet Potatoes 2%
- Eggplant 1%
- Cauliflower 0%



Weekly average truckloads per month



Truckloads exiting Gaza Strip this week 2017 vs. 2016



Highlights:

- Kerem Shalom was closed on 20th and 21st September due to Israeli holidays.

