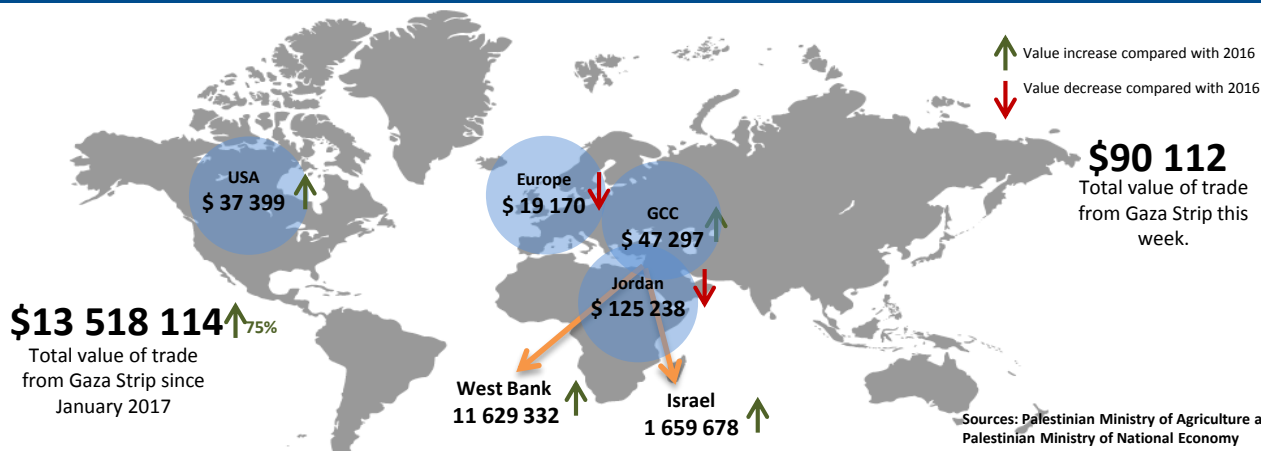




Total exported value (USD) by destination since January 2017



Weekly Exports : Israel

TOMATOES 3 Truckloads 30.6 Tons
TOTAL 3 Truckloads 30.6 Tons

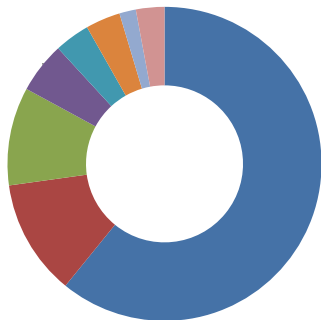
Weekly trade to the West Bank

TOMATOES 5 Truckloads 75.4 Tons	SWEET PEPPER 1 Truckload 15.4 Tons
CUCUMBER 1 Truckload 9.6 Tons	
TOTAL 7 Truckloads 100.4 Tons	

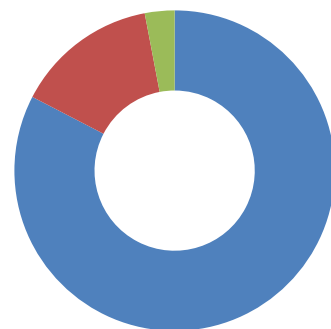
Total exports value by product since January 2017 (%)

Weekly exports value by product (%)

- Tomatoes 61%
- Strawberries 12%
- Cucumber 10%
- Sweet Pepper 5%
- Eggplant 4%
- Zucchini 4%
- Chili 2%
- Others 2%

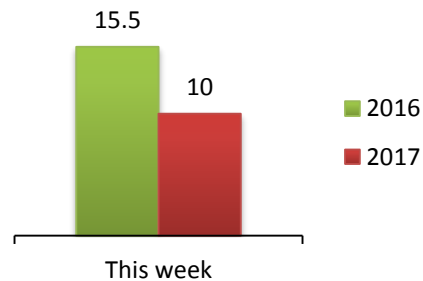
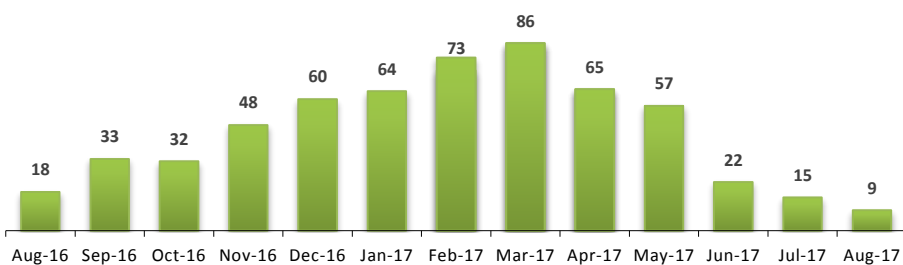


- Tomatoes 83%
- Sweet Pepper 14%
- Cucumber 3%



Weekly average truckloads per month

Truckloads exiting Gaza Strip this week 2017 vs. 2016



Highlights:

- On Thursday 4th September 2017 Kerem Shalom was closed due to Eid al-Adha.

