

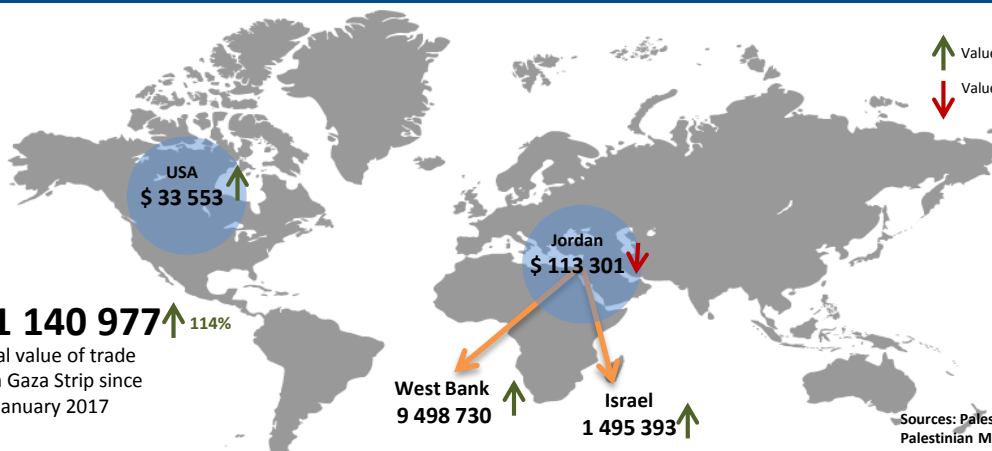


Gaza Strip Agricultural Trade, 7 - 11 May 2017

Total exported value by destination (USD) since January 2017

\$11 140 977 ↑ 114%

Total value of trade from Gaza Strip since January 2017



↑ Value increase compared with 2015
↓ Value decrease compared with 2015

\$606 033
Total value of trade from Gaza Strip this week.

Sources: Palestinian Ministry of Agriculture and Palestinian Ministry of National Economy

Weekly exports: Israel

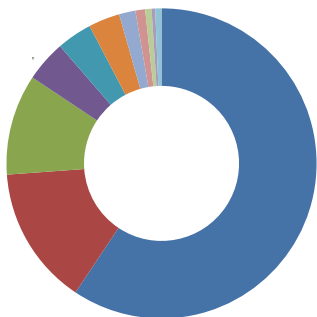
TOMATOES 13 Truckloads 204.16 Tons
EGGPLANT 0.75 Truckloads 12.8 Tons
TOTAL 13.75 Truckloads 216.96 Tons

Weekly trade to the West Bank

EGGPLANT 1.5 Truckloads 15.6 Tons	TOMATOES 32 Truckloads 486.08 Tons	CABBAGE 0.75 Truckloads 3.2 Tons
SWEET PEPPER 2.5 Truckloads 37.04 Tons	CUCUMBER 0.75 Truckloads 9.6 Tons	TOTAL 39.25 Truckloads 564.4 Tons
CHILI 0.5 Truckloads 7.84 Tons	CHERRY TOMATOES 1.25 Truckloads 5.04 Tons	

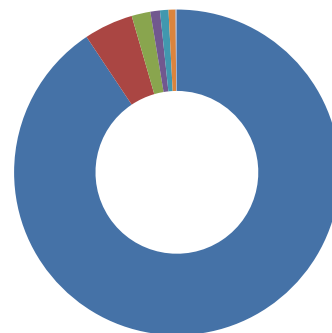
Total exports value by product since January 2017 (%)

- Tomatoes 59%
- Strawberries 14%
- Cucumber 11%
- Zucchini 4%
- Sweet Pepper 4%
- Eggplant 3%
- Chili 2%
- Lemon 1%
- Cherry Tomatoes 1%
- Cauliflower 0%
- Others 1%

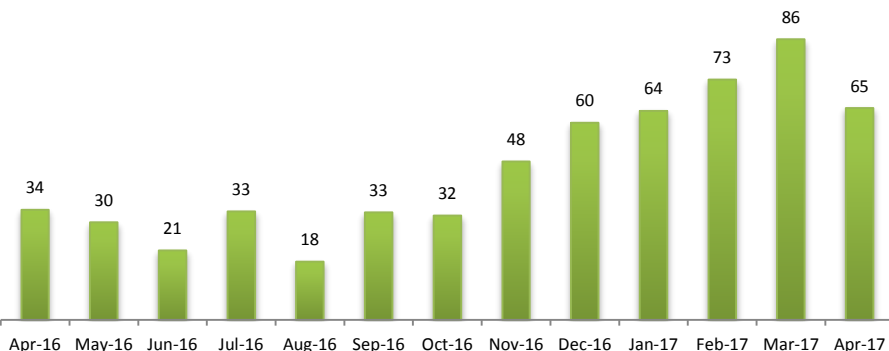


Weekly exports value by product (%)

- Tomatoes 90%
- Sweet Pepper 5%
- Eggplant 2%
- Cherry Tomatoes 1%
- Cucumber 1%
- Chili 1%
- Cabbage 0%



Weekly average truckloads per month



Truckloads exiting Gaza Strip this week 2017 vs. 2016

