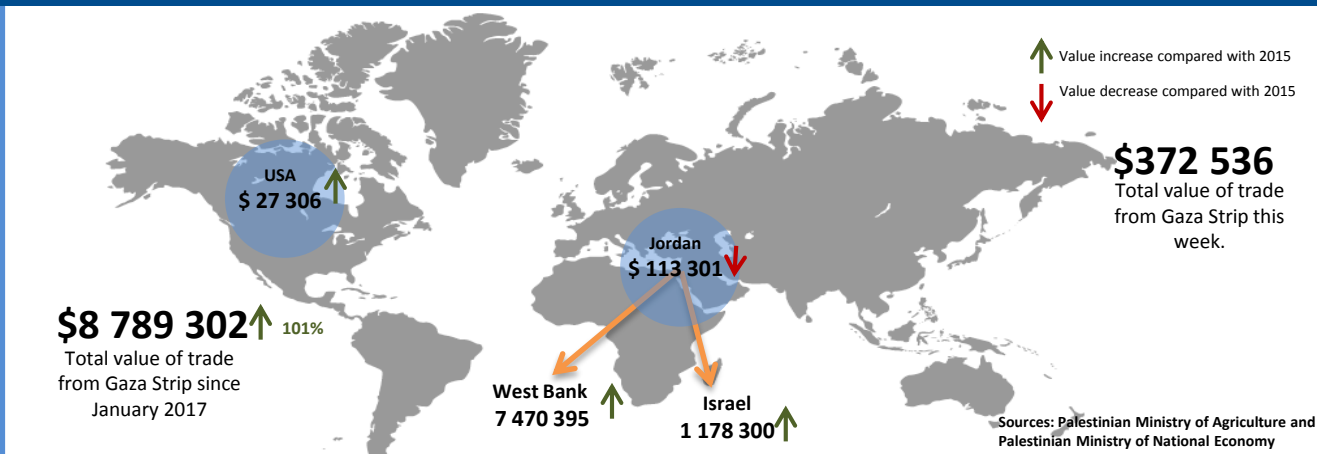




Total exported value by destination (USD) since January 2017



Weekly exports: Israel

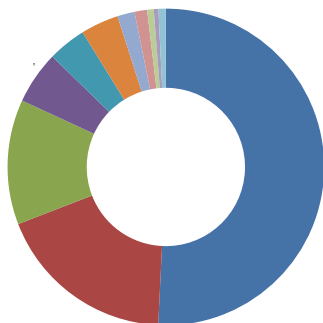
TOMATOES 11 Truckloads 141.44 Tons
EGGPLANT 1 Truckloads 2.4 Tons
TOTAL 12 Truckloads 143.84 Tons

Weekly trade to the West Bank

EGGPLANT 0.75 Truckloads 12.4 Tons	TOMATOES 22.5 Truckloads 273.44 Tons	CHERRY TOMATOES 0.25 Truckloads 1.68 Tons	TOTAL 29 Truckloads 346.85 Tons
ZUCCHINI 0.25 Truckload 3.2 Tons	CUCUMBER 1.75 Truckloads 24.32 Tons	SWEET PEPPER 0.75 Truckloads 10.4 Tons	
CHILI 2.25 Truckloads 20.41 Tons	CABBAGE 0.25 Truckloads 0.5 Tons	CAULIFLOWER 0.25 Truckloads 0.5 Tons	

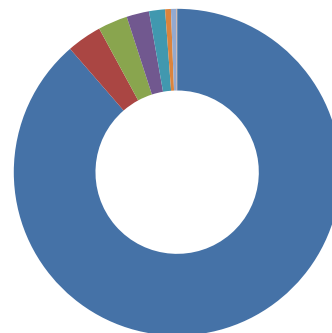
Total exports value by product since January 2017 (%)

- Tomatoes 51%
- Strawberries 18%
- Cucumber 13%
- Zucchini 5%
- Sweet Pepper 4%
- Eggplant 4%
- Chili 2%
- Lemon 1%
- Cherry Tomatoes 1%
- Cauliflower 0%
- Others 1%

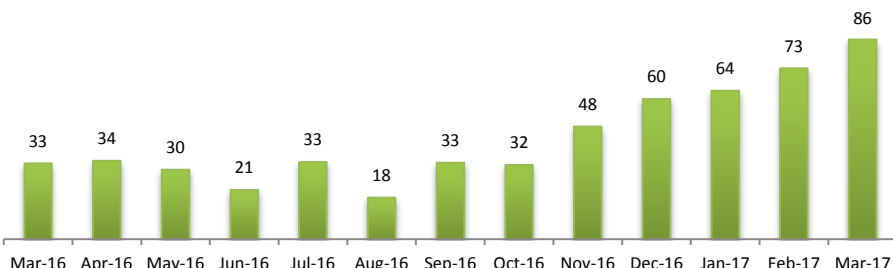


Weekly exports value by product (%)

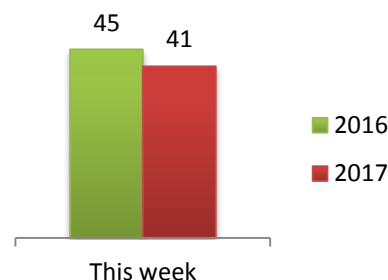
- Tomatoes 89%
- Cucumber 3%
- Chili 3%
- Sweet Pepper 2%
- Eggplant 2%
- Zucchini 1%
- Cherry Tomatoes 0%
- Cauliflower 0%
- Cabbage 0%



Weekly average truckloads per month



Truckloads exiting Gaza Strip this week 2017 vs. 2016



Highlights:

Kerem Shalom crossing was closed from 11 to 12 April due to Jewish holidays .

