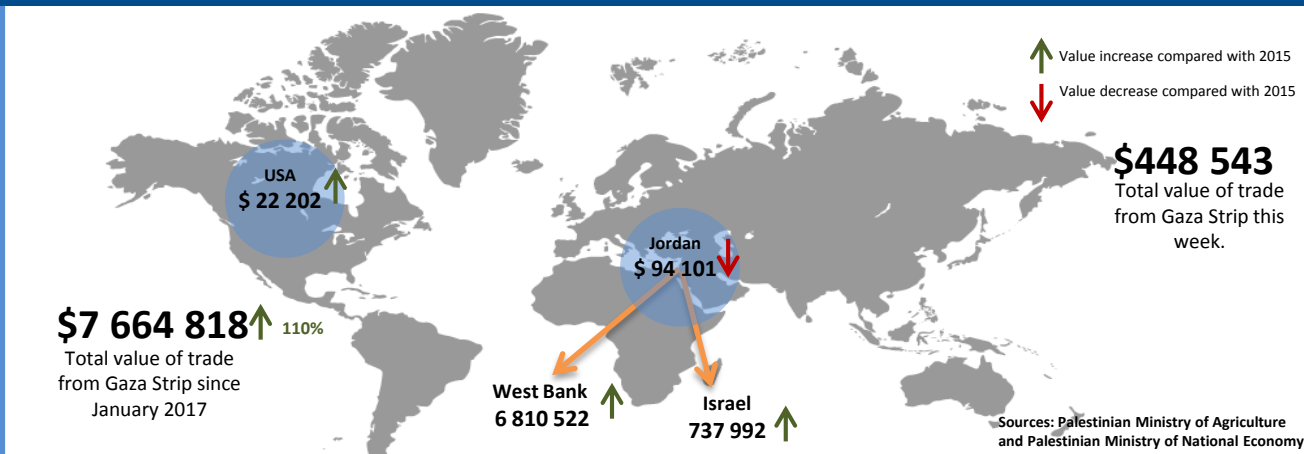


Gaza Strip Agricultural Trade, 26 – 30 March 2017

Total exported value by destination (USD) since January 2017



Weekly exports: Israel

No exports to Israel this week since the quota for the month of March has been fully used

Weekly exports: others

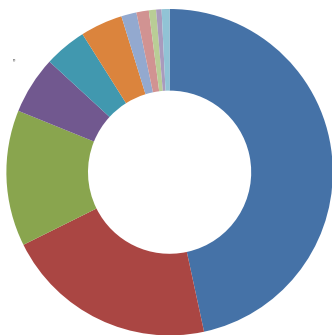
CHIVES 0.5 Truckloads 0.36 Tons	MINT 0.5 Truckloads 0.3 Tons
LEMON 4 Truckloads 42.36 Tons	
TOTAL 5 Truckloads 43.02 Tons	

Weekly trade to the West Bank

EGGPLANT 3 Truckloads 27.6 Tons	TOMATOES 28 Truckloads 323.84 Tons	CHERRY TOMATOES 0.25 Truckloads 0.56 Tons	TOTAL 57 Truckloads 632.09 Tons
ZUCCHINI 3.5 Truckload 43.52 Tons	CUCUMBER 16 Truckloads 179.84 Tons	SWEET PEPPER 0.25 Truckloads 5.2 Tons	
CHILI 4 Truckloads 35.43 Tons	CAULIFLOWER 1 Truckload 13 Tons	CABBAGE 1 Truckload 3.1 Tons	

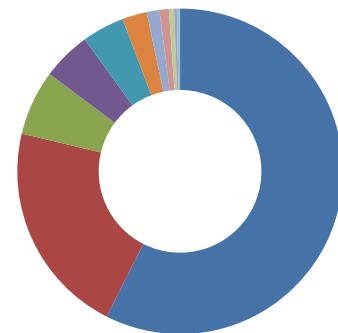
Total exports value by product since January 2017 (%)

- Tomatoes 47%
- Strawberries 21%
- Cucumber 13%
- Zucchini 6%
- Eggplant 4%
- Sweet Pepper 4%
- Chili 2%
- Lemon 1%
- Cherry Tomatoes 1%
- Cauliflower 0%
- Others 1%

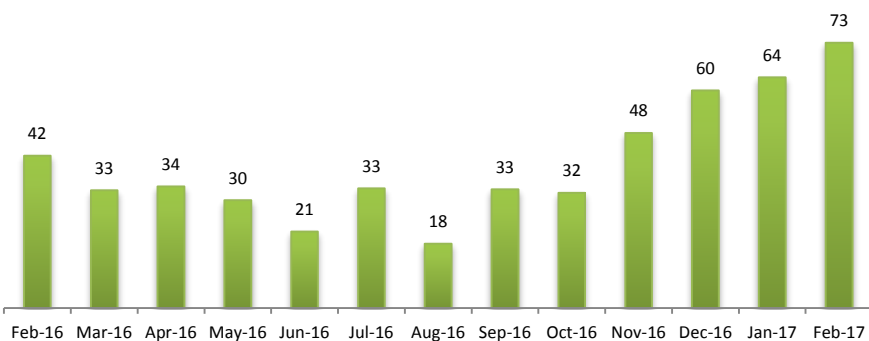


Weekly exports value by product (%)

- Tomatoes 57%
- Cucumber 21%
- Zucchini 6%
- Lemon 5%
- Chili 4%
- Eggplant 2%
- Cauliflower 1%
- Sweet Pepper 1%
- Chives 1%
- Mint 1%
- Others 1%



Weekly average truckloads per month



Truckloads exiting Gaza Strip this week 2017 vs. 2016

