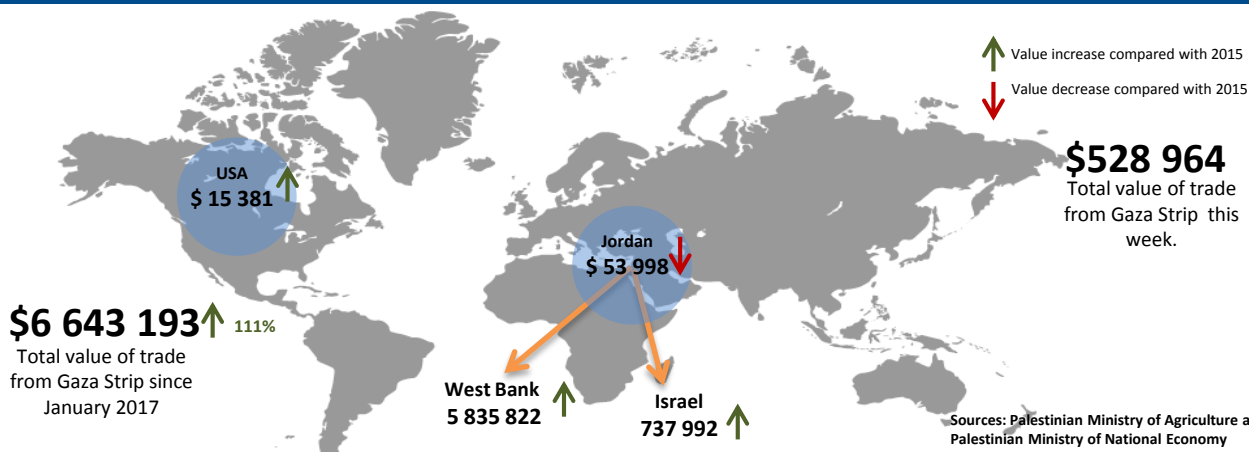




Gaza Strip Agricultural Trade, 12 – 16 March 2017

Total exported value by destination (USD) since January 2017



Weekly exports: Israel

Weekly exports: others

Weekly trade to the West Bank

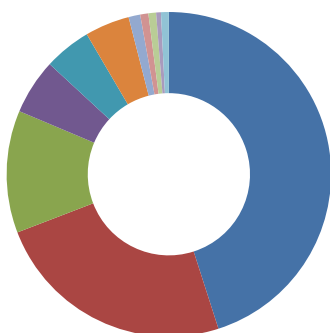
TOMATOES 4 Truckloads 41.6 Tons
TOTAL 4 Truckloads 41.6 Tons

CHIVES 0.25 Truckloads 0.25 Tons	MINT 0.25 Truckloads 0.15 Tons
LEMON 2 Truckloads 36.18 Tons	
TOTAL 2.5 Truckloads 36.58 Tons	

EGGPLANT 4 Truckloads 44.5 Tons	TOMATOES 37 Truckloads 367.9 Tons	CHERRY TOMATOES 0.5 Truckloads 6.16 Tons	CAULIFLOWER 0.5 Truckloads 7.06 Tons
ZUCCHINI 4.75 Truckload 52.48 Tons	CUCUMBER 11 Truckloads 121.6 Tons	SWEET PEPPER 2.25 Truckloads 20 Tons	TOTAL 64.5 Truckloads 662.44 Tons
CHILI 2 Truckloads 22.41 Tons	STRAWBERRIES 1.25 Truckloads 9.33 Tons	CABBAGE 1.25 Truckloads 11 Tons	

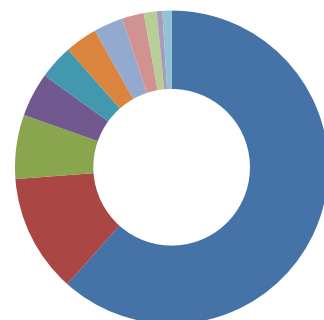
Total exports value by product since January 2017 (%)

- Tomatoes 45%
- Strawberries 24%
- Cucumber 12%
- Zucchini 6%
- Sweet Pepper 5%
- Eggplant 4%
- Chili 1%
- Lemon 1%
- Cherry Tomatoes 1%
- Cauliflower 0%
- Others 1%

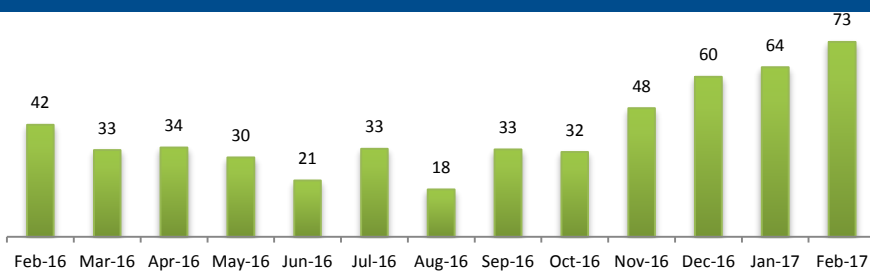


Weekly exports value by product (%)

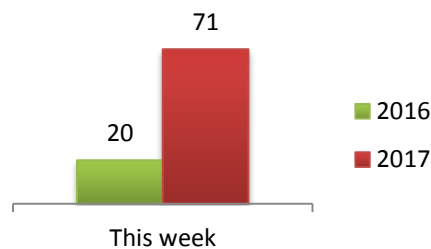
- Tomatoes 62%
- Cucumber 12%
- Zucchini 7%
- Strawberries 5%
- Lemon 4%
- Eggplant 3%
- Sweet Pepper 3%
- Chili 2%
- Cherry Tomatoes 1%
- Cauliflower 0%
- Others 1%



Weekly average truckloads per month



Truckloads exiting Gaza Strip this week 2017 vs. 2016



Highlights:

- On 12th March, Kerem Shalom crossing was closed due to an Israeli holiday .

