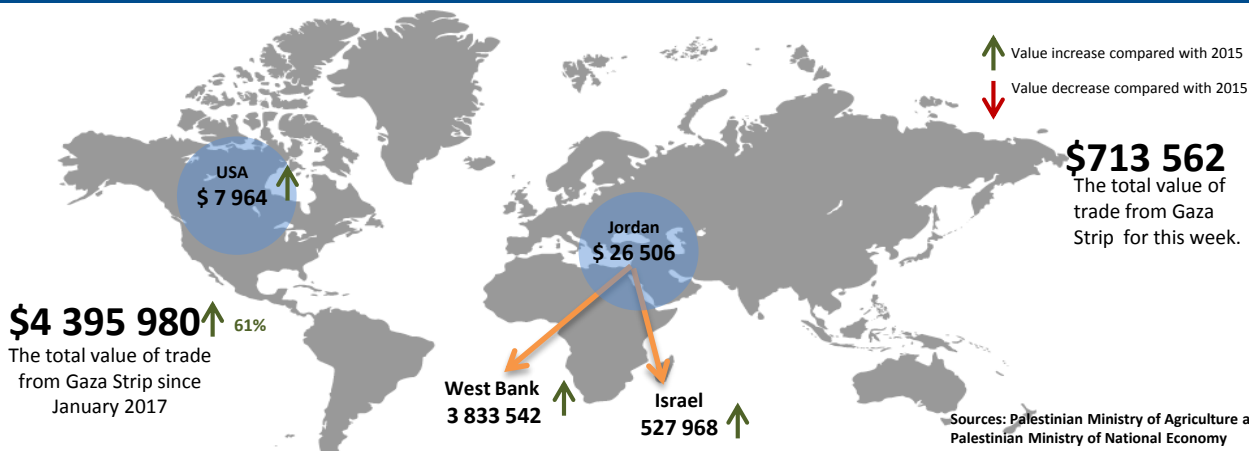




Total exported value by destination (USD) since January 2017



Weekly exports: Israel

Weekly exports: others

Weekly trade to the West Bank

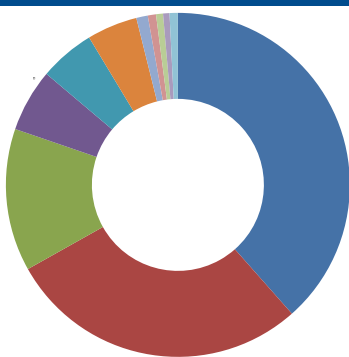
TOMATOES 5.75 Truckloads 67.84 Tons
EGGPLANT 2.25 Truckloads 21.2 Tons
TOTAL 8 Truckloads 89.04 Tons

LEMON 8 Truckloads 80.74 Tons
TOTAL 8 Truckloads 80.74 Tons

EGGPLANT 4.25 Truckloads 39.36 Tons	TOMATOES 35 Truckloads 356.96 Tons	CHERRY TOMATOES 0.5 Truckloads 4.48 Tons	TOTAL 74 Truckloads 754.85 Tons
ZUCCHINI 9 Truckload 83.76 Tons	CUCUMBER 14 Truckloads 149.21 Tons	SWEET PEPPER 2 Truckloads 34.9 Tons	
CHILI 1 Truckload 9.22 Tons	STRAWBERRIES 5.5 Truckloads 57.01 Tons	CABBAGE 2.75 Truckloads 19.95 Tons	

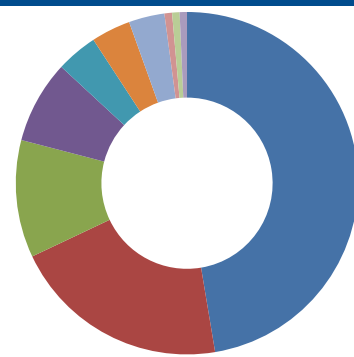
Total exports value by products since January 2017 (%)

- Tomatoes 38%
- Strawberries 28%
- Cucumber 13%
- Sweet Pepper 6%
- Zucchini 5%
- Eggplant 5%
- Chili 1%
- Cherry Tomatoes 1%
- Cauliflower 1%
- Lemon 1%
- Others 1%

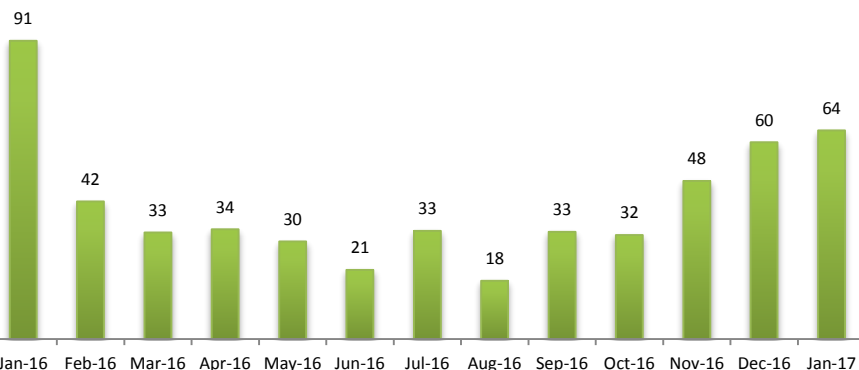


Weekly exports value by products (%)

- Tomatoes 47%
- Strawberries 21%
- Cucumber 11%
- Zucchini 8%
- Sweet Pepper 4%
- Lemon 4%
- Eggplant 3%
- Cherry Tomatoes 1%
- Cabbage 1%
- Chili 0%



Weekly average truckloads per month



Truckloads exiting Gaza Strip this week : 2017 vs. 2016

